



Main Menu – Genealogy A Beginner’s Workshop

Class 5 – Internet Searches

This class is focused on:

1. Searching for family trees; and
2. Common navigation techniques for Family Search and Ancestry.

Two of the most common search sites for family trees are:

- FamilySearch.org
This site is free to use. You may need to register, but registration is free. Family Search has a universal tree. The universal tree means anyone can use it, update it, change it, etc. Sources and the person posting are shown.
There are trees, other than the universal tree, that can be searched.
- Ancestry.com
This is a pay-site. Ancestry-Library Edition is available for free at the Davenport Public Library. Other libraries also offer free access to Ancestry Library Edition.

Other websites work similar to these two sites.

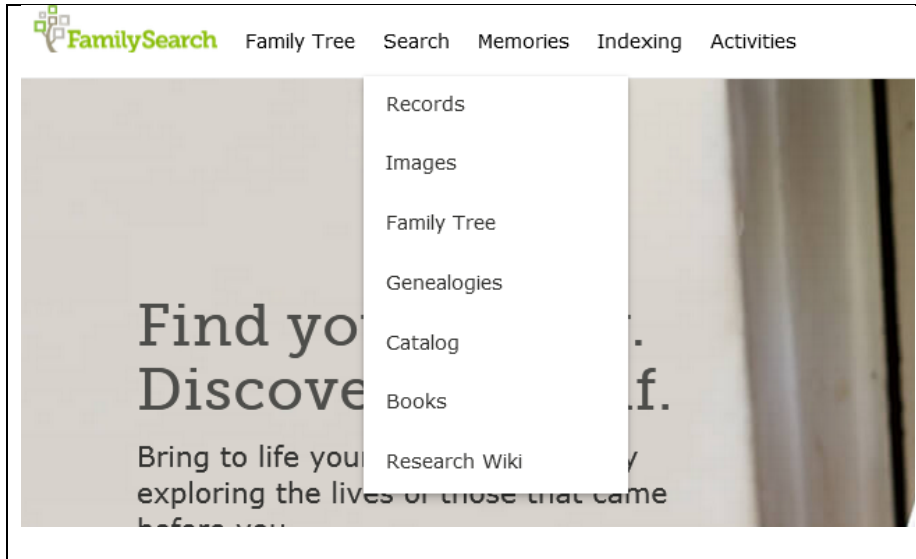
Looking at a family tree posted by another person may be a great *hint* for finding a family.

HOWEVER, DO NOT TRUST UN-SOURCED INFORMATION!!!!

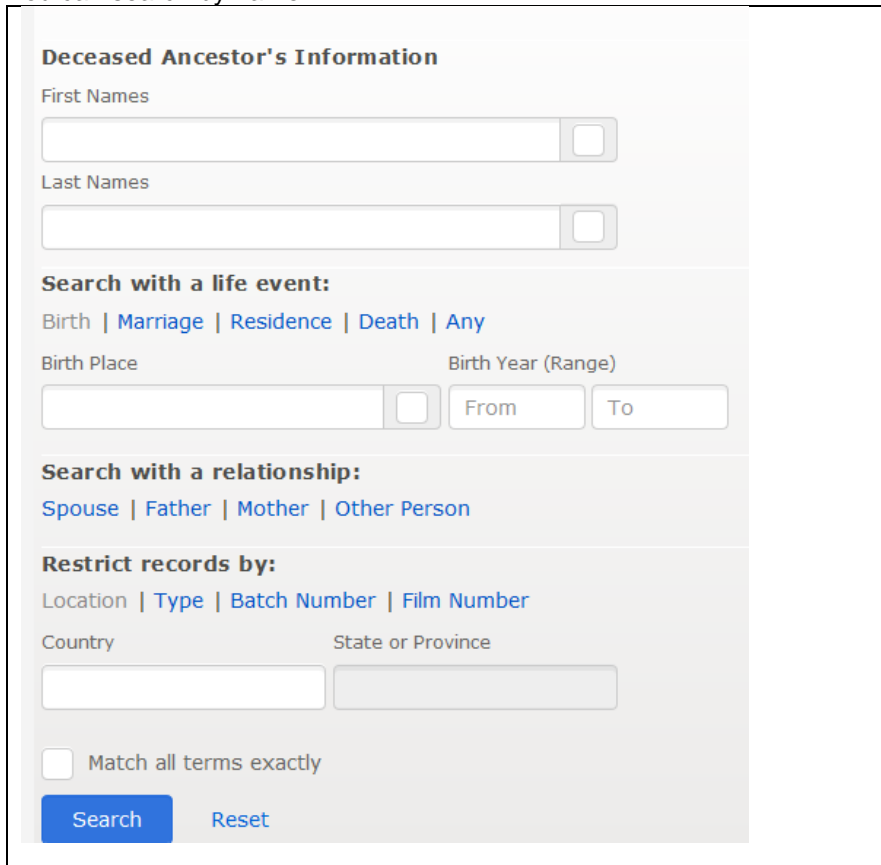
Confirm any information posted on any family tree from any source.

FAMILYSEARCH.ORG

FamilySearch.org has several search options. To search for records for a specific person:
click Search
click Records



You can search by name.

A screenshot of the FamilySearch.org search interface. The page is titled 'Deceased Ancestor's Information'. It features several search filters: 'First Names' and 'Last Names' with text input fields and dropdown arrows; 'Search with a life event:' with links for Birth, Marriage, Residence, Death, and Any; 'Birth Place' and 'Birth Year (Range)' with a text input field, a dropdown arrow, and 'From' and 'To' input boxes; 'Search with a relationship:' with links for Spouse, Father, Mother, and Other Person; and 'Restrict records by:' with links for Location, Type, Batch Number, and Film Number. Below these are 'Country' and 'State or Province' input fields, a 'Match all terms exactly' checkbox, and 'Search' and 'Reset' buttons.

FAMILYSEARCH.ORG

Complete the information. Be open to options, but try to limit as much as you can. For example, enter names, but do not check the box after the name. Checking the box will limit the spelling of the name. For the birth year, enter a range of 1 to 2 years. To search for older records, use a 5 to 10 year range. For example, for a person born after 1850, ± 2 years may work well. For someone born in the 1700's, a range of ± 5 or ± 10 years may be a better option.

Deceased Ancestor's Information

First Names

Last Names

Search with a life event:

[Birth](#) | [Marriage](#) | [Residence](#) | [Death](#) | [Any](#)

Birth Place Birth Year (Range)

Search with a relationship:

[Spouse](#) | [Father](#) | [Mother](#) | [Other Person](#)

Restrict records by:

[Location](#) | [Type](#) | [Batch Number](#) | [Film Number](#)

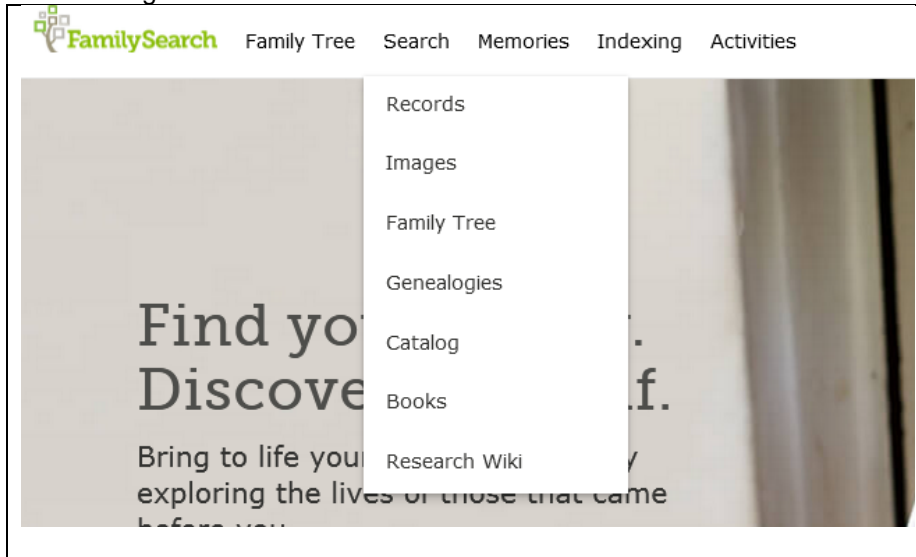
Country State or Province

Once you click Search, options for looking at various documents will appear.

HOWEVER, DO NOT TRUST UN-SOURCED INFORMATION!!!!

FAMILYSEARCH.ORG

To search for a book or other record by place, surname, title, author or subject:
click Search
click Catalog



A surname search is most likely to find a book or family history about that surname.
A place search can show information about the area where your ancestor lived and records from that area.

Search by:
[Place](#) | [Surnames](#) | [Titles](#) | [Author](#) | [Subjects](#) | [Keywords](#)

Place

Search for:
[Call Number](#) | [Film/Fiche Number](#)

Availability
 Any
 Online
 Family History Center

FAMILYSEARCH.ORG

To search by Place:

click Place

enter country first

enter state second

enter city (or other area) third

Refine your search ▼

Search by:

Place

Surnames

Titles

Author

Subjects

Keywords

Search for:

[Call Number](#)

[Film/Fiche Number](#)

Availability

Any

Online

Family History Center

Search Results for FamilySearch Catalog

[PRINT](#) [Catalog Print List \(0\)](#)

Notes ▼

Audubon County was created in 1851 from Cass and Black Hawk Counties. County records are housed in Audubon

Part of [United States, Iowa](#)

[Places within United States, Iowa, Audubon](#) ▶

- ▶ [United States, Iowa, Audubon - Biography \(2 \)](#)
- ▶ [United States, Iowa, Audubon - Cemeteries \(2 \)](#)
- ▶ [United States, Iowa, Audubon - Directories \(1 \)](#)
- ▶ [United States, Iowa, Audubon - Divorce records \(1 \)](#)
- ▶ [United States, Iowa, Audubon - Genealogy \(2 \)](#)
- ▶ [United States, Iowa, Audubon - History \(4 \)](#)
- ▶ [United States, Iowa, Audubon - Land and property \(11 \)](#)
- ▶ [United States, Iowa, Audubon - Maps \(3 \)](#)
- ▶ [United States, Iowa, Audubon - Military records \(1 \)](#)
- ▶ [United States, Iowa, Audubon - Naturalization and citizenship \(3 \)](#)
- ▶ [United States, Iowa, Audubon - Probate records \(3 \)](#)
- ▶ [United States, Iowa, Audubon - Public records \(1 \)](#)
- ▶ [United States, Iowa, Audubon - Taxation \(2 \)](#)
- ▶ [United States, Iowa, Audubon - Vital records \(4 \)](#)

[Print List](#)

You can further refine your search by adding a title, author, subject or keyword. In small communities, such as Audubon Co, IA, there are limited records.

FAMILYSEARCH.ORG

FamilySearch.org has informational genealogy articles called Wiki.
click Search
click Research Wiki

FamilySearch Research Wiki

A Genealogy Resource Guide

95,919 articles

Find the birth, death, marriage, census records, and other genealogy resources for your ancestor by selecting the region and country below.



[Find Search Tips](#)

[Jump-start your research](#)

Enter information you are seeking, such as Iowa census to learn what years Iowa did a census. They have articles on a wide variety of topics.

If you want more information for using FamilySearch.org, go to Family Tree Magazine, www.familytreemagazine.com. Enter "How To Use FamilySearch.org". You will get a variety of articles. A basic article is "How To Use FamilySearch.org: A Beginner's Guide" by Rick Crume. There are other useful articles on Family Tree Magazine. Some are free articles, but some require payment or a subscription.

ANCESTRY.COM or ANCESTRY LIBRARY EDITION


Ancestry.com has several search options. To search for records for a specific person:


click Search


click All Collections

Search

First & Middle Name(s) **Last Name**


Place your ancestor might have lived **Birth Year** 


Search Show fewer options  Match all terms exactly

Add event: [Birth](#) [Marriage](#) [Death](#) [Lived In](#) [Any Event](#) [More](#) 

Add family member: [Father](#) [Mother](#) [Sibling](#) [Spouse](#) [Child](#)

Keyword

Gender  **Race/Nationality**

Collection Focus
 

Historical Records Family Trees
 Stories & Publications Photos & Maps

Search [Clear search](#)

You can limit the type of records based on the information checked.

- ✓ Historical Records
- ✓ Stories & Publications
- ✓ Family Trees
- ✓ Photos & Maps

ANCESTRY.COM or ANCESTRY LIBRARY EDITION

Complete the information. Be open to options, but try to limit as much as you can. For example, enter names, but do not check the box after the name. Checking the box will limit the spelling of the name. For the birth year, enter a range of 1 to 2 years. To search for older records, use a 5 to 10 year range. For example, for a person born after 1850, ± 2 years may work well. For someone born in the 1700's, a range of ± 5 or ± 10 years may be a better option.

Search

| | |
|--|--|
| First & Middle Name(s) theodore <input checked="" type="checkbox"/> Exact & similar | Last Name moore <input checked="" type="checkbox"/> Exact & similar |
| Place your ancestor might have lived City, County, State, Country | Birth Year 1889 <input checked="" type="checkbox"/> +/-2 yrs |

Search Show fewer options Match all terms exactly

Add event: Birth Marriage Death Lived In Any Event More

| | |
|---|-------------------------------------|
| Year | Location |
| Birth 1889 <input checked="" type="checkbox"/> +/-2 yrs | Iowa <input type="checkbox"/> Exact |

Add family member: Father Mother Sibling Spouse Child

Keyword
Occupation, street address, etc.

Gender Male

Race/Nationality

Collection Focus
United States

| | |
|--|---|
| <input checked="" type="checkbox"/> Historical Records | <input checked="" type="checkbox"/> Family Trees |
| <input checked="" type="checkbox"/> Stories & Publications | <input checked="" type="checkbox"/> Photos & Maps |

Search Clear search

ANCESTRY.COM or ANCESTRY LIBRARY EDITION

You can adjust the filters (on the left) and change from “Records” to “Categories” (on the right).

All results for Theodore Moore

Search Filters


theodore
moore
Born: 1889
In: Iowa
Collection: United States

[Edit Search](#) | [New Search](#) | [Update](#)

Results 1-50 of 340

Records Categories

Matching Person (from family trees) [See more like this...](#)



Theodore Austin Moore
Van Meter- Leytem Family Tree


Spouse: Mabel Northup
Father: Sylvester Moore
Mother: Jenofeva Catherine "Jennie" Kessler
Birth: 7 Aug 1889 Audubon, Iowa, USA
Death: 16 Mar 1956
Residence: 1900 Audubon, Iowa, USA

Filter by

Matching Records

You can adjust the Search Filters (on the left) and change from “Records” to “Categories” (on the right).

Search Filters

Broad  Exact

theodore
moore
Born: 1889
In: Iowa
Collection: United States

[Edit Search](#) | [New Search](#) | [Update](#)

Results 1-50 of 340

Records Categories

All results for Theodore Moore

Search Filters

theodore

moore

Born: 1889

- In: Iowa

Collection: United States

[Edit Search](#) | [New Search](#) | [Update](#)

340 results

[Records](#) | [Categories](#)

Filter by

| | 100 |
|---|-----|
| Census & Voter Lists | |
| 1900 United States Federal Census | 21 |
| 1920 United States Federal Census | 20 |
| 1910 United States Federal Census | 17 |
| 1930 United States Federal Census | 16 |
| 1940 United States Federal Census | 15 |
| See all 100 results... | |
| | |
| Birth, Marriage & Death | |
| U.S., Find a Grave Index, 1600s-Current | 31 |
| U.S. Newspapers.com Obituary Index, 1800s-current | 16 |
| | |
| Dictionaries, Encyclopedias & Reference | |
| American Genealogical-Biographical Index (AGBI) | 1 |
| See all 1 results... | |
| | |
| Family Trees | |
| See all 64 results... | |

At the bottom of the list, you will see if anyone has posted a Family Tree for this ancestor.

DO NOT TRUST UN-SOURCED INFORMATION ON A FAMILY TREE!!!!

ANCESTRY.COM or ANCESTRY LIBRARY EDITION

To search for a book or other record by place, title, author or subject:

Ancestry.com
click Search
click Card Catalog

The screenshot shows a search interface with two input fields: "Title" and "Keyword(s)". To the right of these fields is a "Rest" button and a document icon.

To search by place:
enter the city (or other community) first, the state second

The screenshot shows search results for "audubon, iowa". The results are sorted by "Date Added" and show 4 results. The left sidebar contains filters for Category and Location.

| Title | | Category | Records | Activity |
|--------------------------|--|-------------------------------|---------|----------|
| <input type="checkbox"/> | Biographical history of Shelby and Audubon Counties, Iowa | Stories, Memories & Histories | 763 | |
| <input type="checkbox"/> | History of Audubon County, Iowa : its people, industries, and institutions | Stories, Memories & Histories | 919 | |
| <input type="checkbox"/> | Shelby and Audubon Counties, Iowa Biographical Dictionary | Stories, Memories & Histories | 757 | |
| <input type="checkbox"/> | Iowa, State Census 1885 | Census & Voter Lists | 411,324 | |

Filter By Category

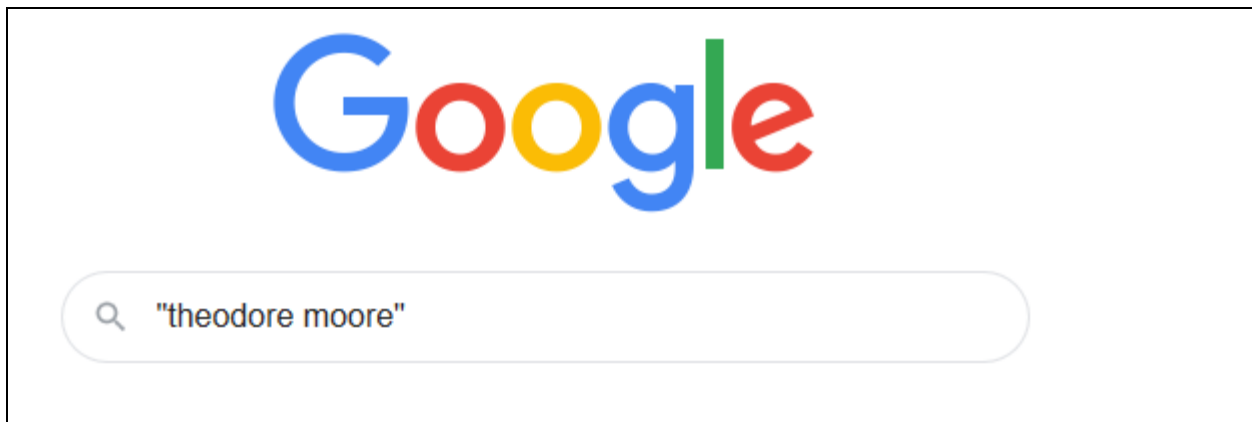
- Census & Voter Lists 1
- Dictionaries, Encyclopedias & Reference 1
- Stories, Memories & Histories 3

Filter By Location

- North America 4
- USA 4

If you want more information, look at Family Tree Magazine, July/August 2021. There is a center fold-out article which is a "how to" for using Ancestry.com and covers much more information and gives clear details.

You can also search the internet by the name of your ancestor, the name of a newspaper, the name of a book or other search criteria. It's helpful to enclose your search term within quotation marks.



SOME SEARCH HINTS

Many sites allow you to use wildcard characters like * or ? to indicate missing letters. This can be handy with names that are often spelled incorrectly.

Examples: Th*rgood= Thurgood or Thoroughgood H?ns?n = Hansen, Hanson, Hinsen, Henson, Hensen

You can also use a + sign or quotation marks to ask the search engine to find words together.


Examples: Scott County Iowa + genealogy "Dean ROBSON"

Homework:

Experiment with FamilySearch.org, Ancestry.com (if you have access) and Google.

If you do not subscribe to Ancestry.com, but you do have a Davenport Public Library card, you can access Ancestry Library Edition from home through December 31, 2021. There is no cost.

Enter "ancestry library edition" as a search term at www.davenportlibrary.com



1. [Ancestry library edition: Temporary remote access for Davenport Library patrons](#)

Web Site: - [Click here to access Ancestry Library Edition from home!](#)

System Availability: 1 (of 1)

Current Holds: 0